




# DTL SERIES

## Transmitted dome lights

DTL19.01












Differently from DOM series, the light is transmitted uniformly through the dome, which is of translucent material, allowing more compact domes better covering the object. Specially designed for bright curved surfaces, eliminating brightness and shadows. Also, this system can get the lighting dome divided in three sectors controllable independently, increasing versatility. Ideal for inspection of welds.

### ► Technical specifications<sup>1</sup>

Lighting model	DTL3521B
	
Dimensions	∅225x85
Bottom Ø	55
RWD (mm)	<50
Weight	1440g
IP rating	IP40
Mounting holes	(x2)M8x8 (x6)M4x6
Connection	4P male chassis connector PIN 1 = +24V ±3% PIN 2 = 0V inner sector PIN 3 = 0V middle sector PIN 4 = 0V outer sector
Power cable (Not-included)	VCD Series
Modifiers <sup>2</sup>	N/A
Accessories <sup>3</sup>	
iBlueDrive tech.	N/A

### ► Instantaneous consumption<sup>4</sup> (max.)

\*WT

Lighting model		DTL3521B (inner)	DTL3521B (middle)	DTL3521B (outer)	
TYPE C 24VDC		6.4W	13W	16W	-470C
		6.4W	13W	16W	-525C
		6.4W	13W	16W	-630C
		6.4W	13W	16W	-850C
		6.4W	13W	16W	-W00C
TYPE P		No 'Type P' standard LED lighting systems in this series			
TYPE S D <sub>max</sub> = 1/20 Ton max = 2ms		1055mA/25W	2110mA/51W	2640mA/63W	-470S
		1055mA/25W	2110mA/51W	2640mA/63W	-525S
		1055mA/25W	2110mA/51W	2640mA/63W	-630S
		2510mA/60W	5015mA/120W	6270mA/150W	-850S
		1055mA/25W	2110mA/51W	2640mA/63W	-W00S
		1200mA/29W channel	2100mA/50W channel	3000mA/72W channel	-RGBS
TYPE i		No 'Type i' standard LED lighting systems in this series			

N/A = Not available CUS = Custom

(1) Environmental specifications and iconography legend in additional annex Z1.4 and Z2 respectively.

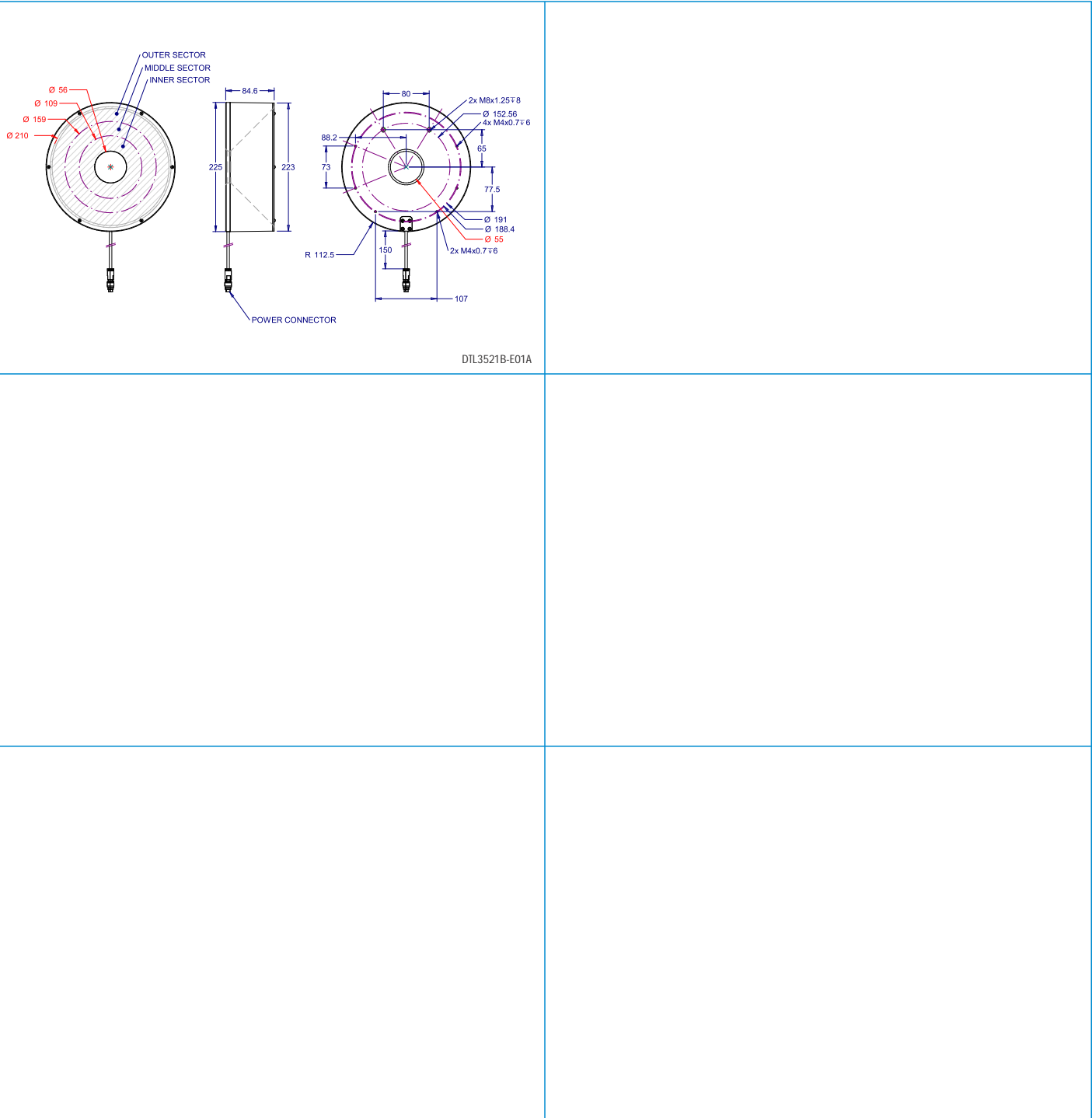
(2) Prior to manufacturing optional modifications in standard lighting systems. Please, consult the code before ordering (additional annex Z2.1).

(3) Accessories are not-included. More information in accessories section.

(4) Bear in mind that consumption table is only to be used as a guide. To refer to real values, please, consult product label when purchasing.



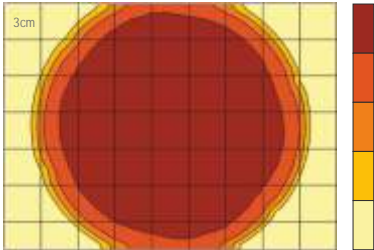
# DTL SERIES



All units in millimeters, if not indicated.





Example of DTL captured image

















Brightness distribution of DTL3521B-630C@5mm















## ► Z1.4 - Environmental Specifications

Max. Operating Humidity	85% non-condensing
Operating Temperature	0 - 40°C
Storage Temperature	0 - 60°C
Housing material	Anodized aluminium
Standards	 




## ► Z2.1 - Modifiers legend

icon	Description	Code
	Narrow angle of emission	/AN
	Medium angle of emission (By default)	/AM
	Wide angle of emission	/AW
	Oval angle of emission = 23-24° (x) 17-18° (y)	/AO
	Diffuse emission	/AD
	Polarizer filter	/FPL
	Diffuser filter	/FDR
	Dome hole of 46mm	/CC1
	Dome hole of 40mm	/CC2
	IP Rating = IP67	/67
	PNP input model	/P
	50mm focal Length	/F1
	150mm focal Length	/F2
	Infinite focal Length	/F3






## ► Z2.2 - Accessories legend

icon	Description	Serie
	Power cable/s	VCB, VCC, VCD Series
	Other cable/s	VCU, VCL
	Strobe and RGB controller/s	VST, VSC Series
	Polarizer filter	VPF, VPC
	Diffuser filter	VDF
	Collimator filter on x axis	VCFx
	Collimator filter on y axis	VCFy
	Collimator filter on xy axis	VCFxy
	Darkfield converter	VRF
	Protector filter	VPT
	Heat dissipator	VHD
	Fixing bracket	VBA, VBB, VBC Series

## ► Z2.3 - iBlueDrive Accessories legend

icon	Description	Serie/Product
	Accessorie to configure iBlueDrive devices: iBlueDrive Box, iBlueDrive USB	VTA0005A, VTA0006A, VTA0007A
	iBlueDrive optocoupler	VTA0020A
	iBlueDrive potentiometer	VTA0030B








## ► Z2.4 - Technical drawings legend

icon	Description
	Optical axis
	Viewing window dimensions
	Lighting elements
	Light emission center
	Lighting surface dimensions




## ► Z2.5 - Colours & Wavelegths legend

icon	Wavelength	Colour	Code
	365nm	UV-	-365
	400nm	UV	-400
	470nm	BLUE	-470
	525nm	GREEN	-525
	630nm	RED	-630
	850nm/880nm	IR	-850/-880
		WHITE	-W00
		RGB	-RGB

## ► Z2.6 - Types of lighting legend

icon	Description
	Radial lighting
	'Darkfield' lighting effect. Low angle illumination
	Backlight illumination
	'Cloudy day' lighting effect
	'Bright field' lighting effect
	Projector lighting
	Axial lighting

## ► Z2.7 - Types of light legend

icon	Description
	Direct light
	Diffuse light
	Ultra-diffuse light