

BAR LIGHT



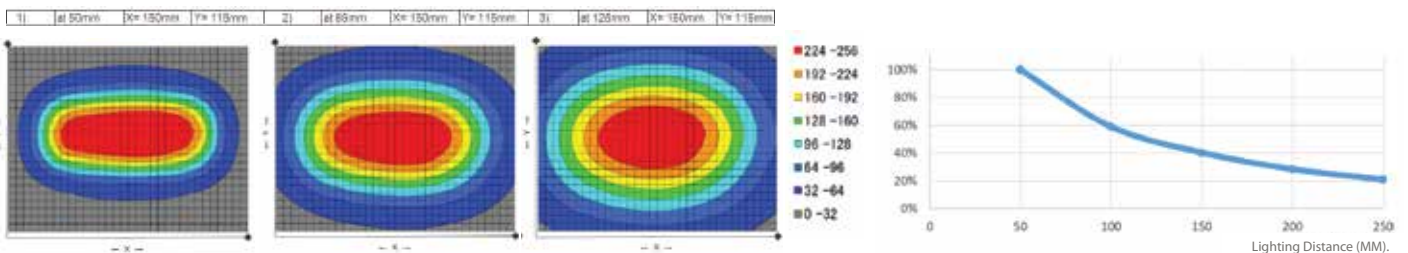
VL-B SERIES

- Adjustable lighting angle according to the object shape.
- High brightness with direct light.
- RoHS Compliant.


Model No.	Color	Dimension of Lighting Area (mm)	Power Consumption (Max.)	Optional Parts Model No.
VL-B05015R	● Red	50 x 15	24V	1.2W
VL-B05015W	○ White			1.9W
VL-B05015B	● Blue			2.1W
VL-B10015R	● Red	100 x 15	24V	2.5W
VL-B10015W	○ White			3.8W
VL-B10015B	● Blue			4.1W
VL-B15015R	● Red	150 x 15	24V	3.7W
VL-B15015W	○ White			5.7W
VL-B15015B	● Blue			6.4W
VL-B20015R	● Red	200 x 15	24V	5.1W
VL-B20015W	○ White			7.4W
VL-B20015B	● Blue			8.1W
VL-B07530R	● Red	75 x 30	24V	3.9W
VL-B07530W	○ White			8.1W
VL-B07530B	● Blue			8.4W
VL-B10030R	● Red	100 x 30	24V	5.0W
VL-B10030W	○ White			11.2W
VL-B10030B	● Blue			12.3W
VL-B20030R	● Red	200 x 30	24V	8.5W
VL-B20030W	○ White			21.4W
VL-B20030B	● Blue			24.8W
VL-B30030R	● Red	300 x 30	24V	11.9W
VL-B30030W	○ White			30.0W
VL-B30030B	● Blue			30.0W

Brightness Distribution

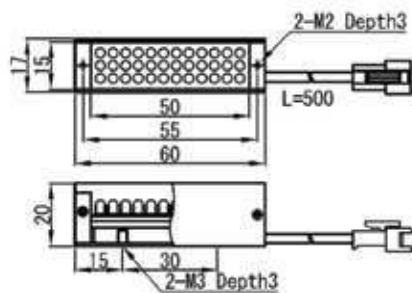
Example: VL-B10030W (67,000lux at LWD50mm)



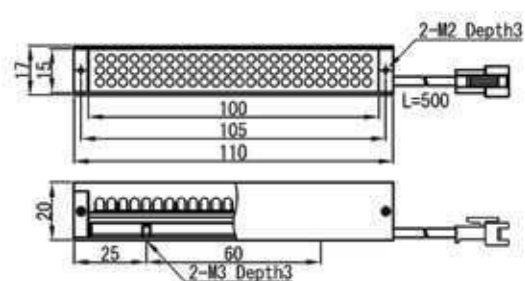
Sample image comparison in different lighting angle. It is possible to find out the best angle for your application.



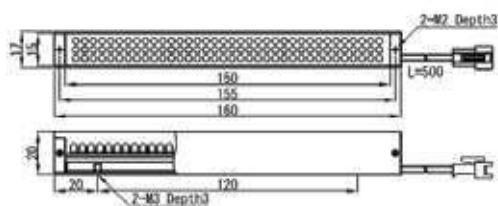
VL-B05015*



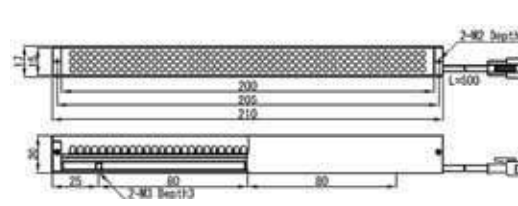
VL-B10015*



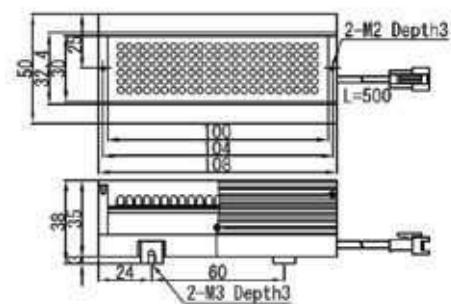
VL-B15015*



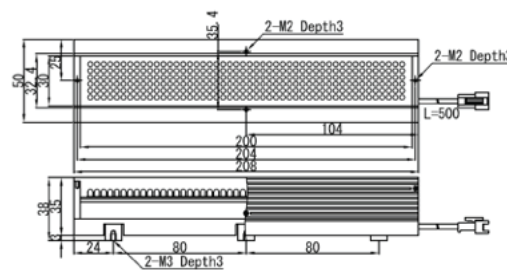
VL-B20015*



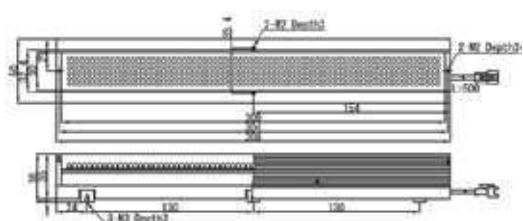
VL-B10030*



VL-B20030*



VL-B30030*



VL-B07530*

